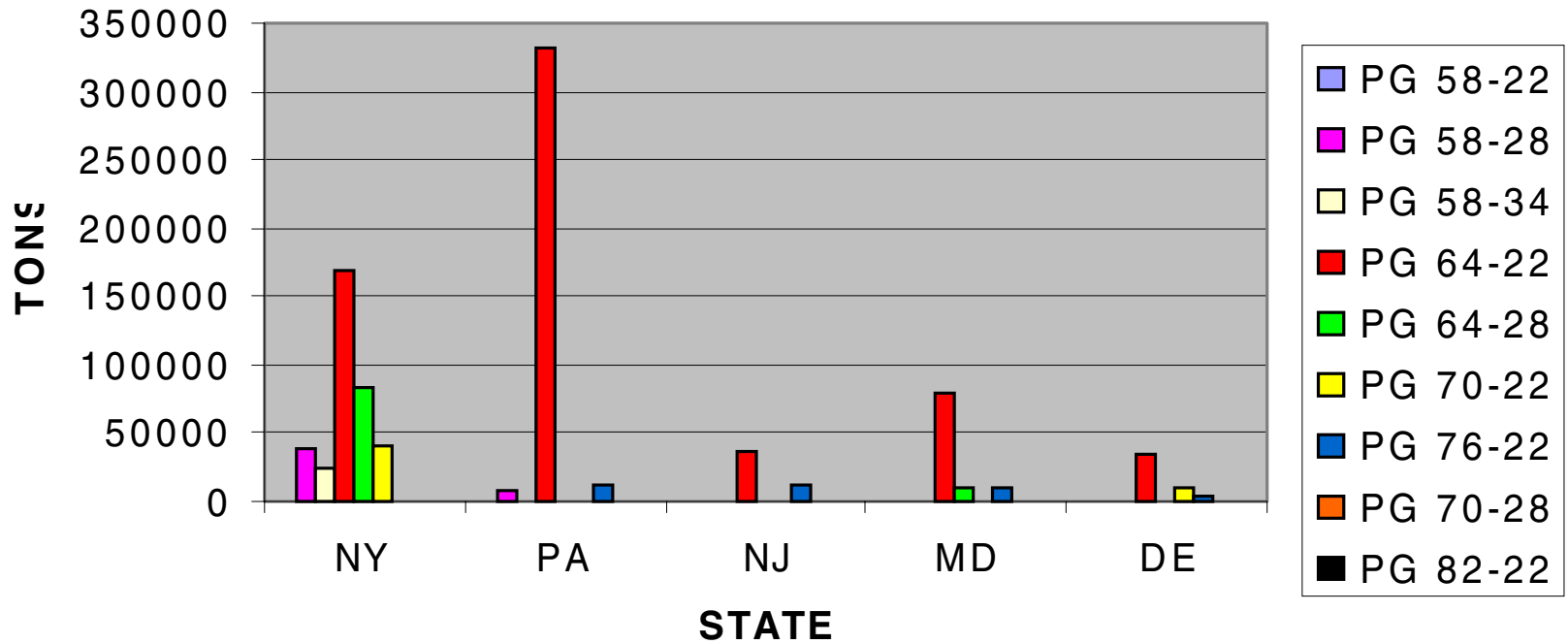


NEAUPG User Survey 2000

**NEAUPG Annual Meeting
October 26, 2000
Portland, Maine**

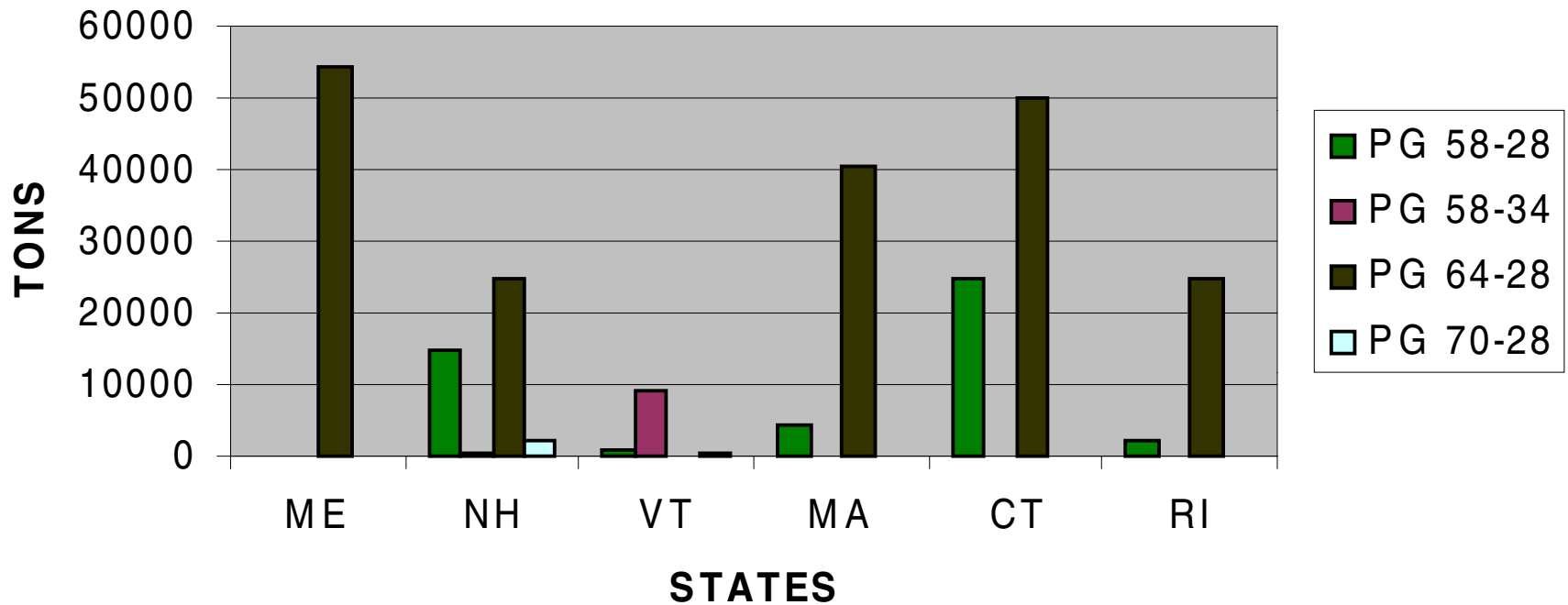
NEAUPG USER SURVEY '00

ASPHALT DEMAND - 01 MID-ATLANTIC



NEAUPG USER SURVEY '00

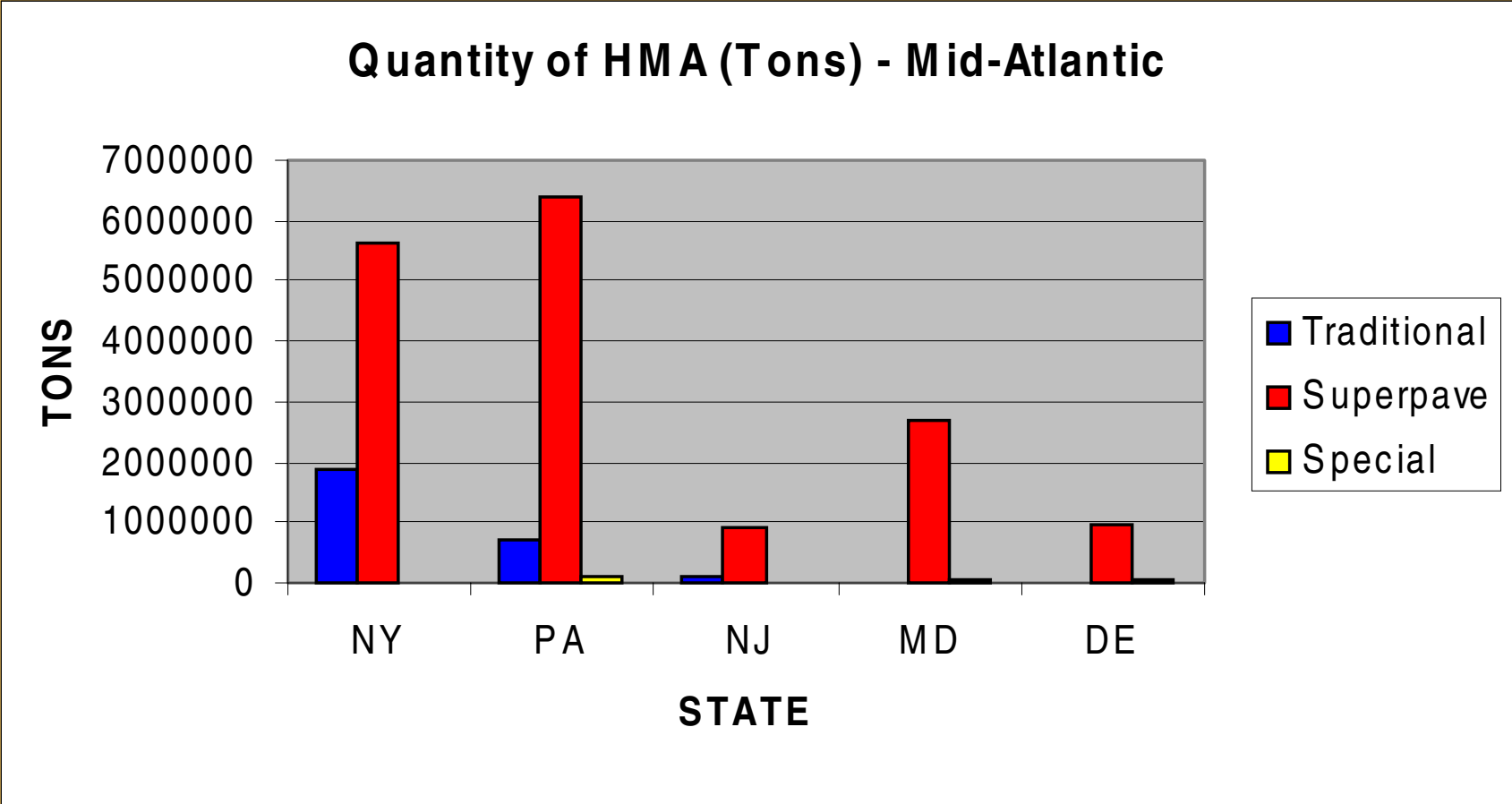
ASPHALT DEMAND - '01 NEW ENG.



NEAUPG USER SURVEY '00

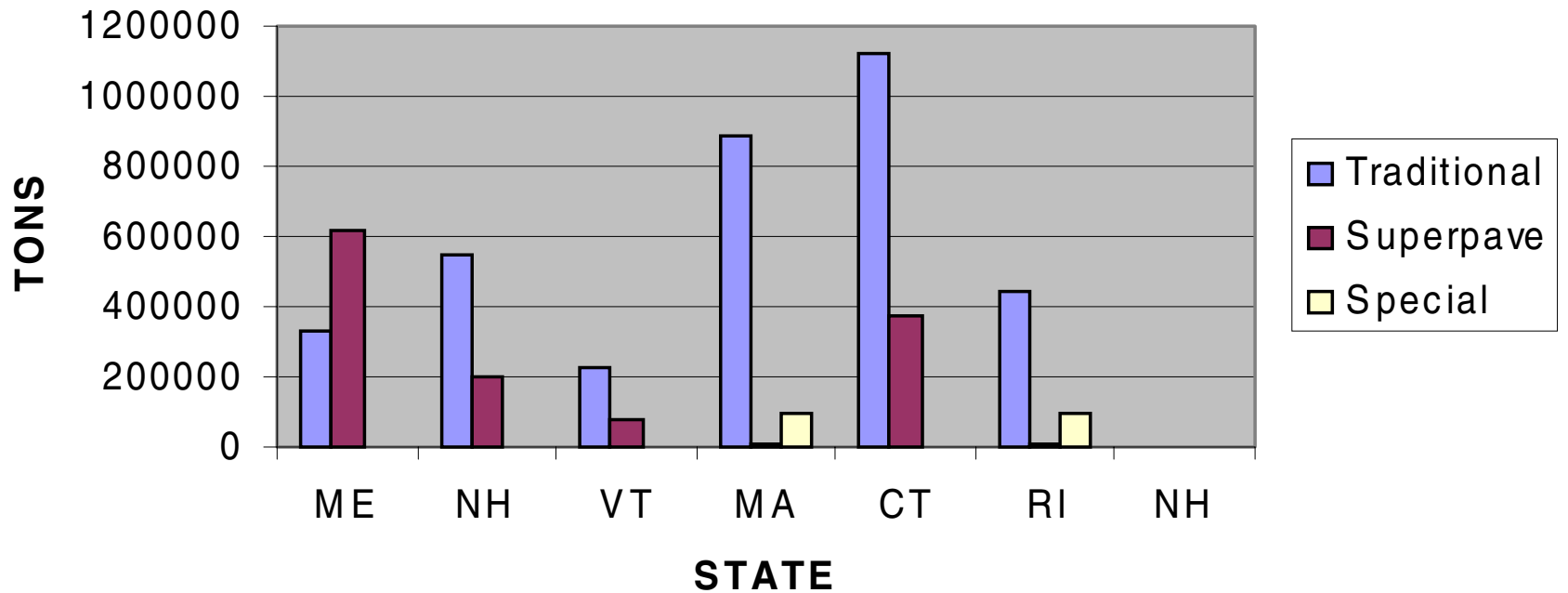
? Require Direct Tension Test in '01			
STATE	NO	For Info Only	Required
ME		X	
NH		X	
VT		X	
MA		X	
CT		X	
RI		X	
NY		X	
PA		X	
NJ		X	
MD			X
DE		X	

NEAUPG USER SURVEY '00



NEAUPG USER SURVEY '00

Quantity of HMA - Tons



NEAUPG USER SURVEY '00

QC/QA Requirements at HMA Plant

STATE	Air Voids, etc	Gradation	Binder Content	Rate of Testing
ME	YES	YES	YES	600/1200T
NH	NO	YES	YES	750T
VT	YES	YES	YES	750T
MA	YES	YES	YES	750T
CT	YES	YES	YES	4 per Day
RI	NO	YES	YES	
NY	YES	YES	YES	1250T
PA	YES	YES	YES	150T
NJ	YES	YES	YES	600T
MD	YES	YES	YES	
DE	YES	YES	YES	750T

NEAUPG USER SURVEY '00

Requirements for QC/QA - Field

STATE	In-Place Air Voids		Mat Thickness	Smoothness	
	Core	Nuclear			Method
ME	2.5-7.5%		No	IRI	Rolling dip
NH	Max. 8%		Yes	Ride #	Profilometer
VT	yes		Yes	IRI	
MA	Yes		Yes	Yes	
CT		3% - 8%	(yield)	Yes	ARAN
RI			No		
NY	3% - 8%	*	Yes	No	
PA	4% - 8%		Yes	Yes	Lt. Wt. Profilograph
NJ	3% - 9%		Yes	Yes	10' roll-straight edge
MD	2% - 7%	*	No	No	
DE	Max. 8%	*		Yes	10' roll-straight edge

NEAUPG USER SURVEY '00

% RAP Allowed in Superpave Mix

STATE	ME	NH	VT	MA	CT	RI
Surface	10%	15%	15%	0%	15%	0%
Binder	Same	Same	Same		Recovered	
Base	20%	15%	15%	0%	15%	
Binder	Same	Same	Same		Recovered	0%
Base		50%				
Binder		?				

NEAUPG USER SURVEY '00

% RAP Allowed in Superpave Mix - Mid-Atlantic

STATE	NJ	PA	NJ	MD	DE
Surface	20%	15%	15%	15%	10%
Binder	Same	Same	Same	Same	Same
Base	30%	100%	25%	25%	20%
Binder	Same	?	Same	1 grade lower	Same
Base				>25%	
Binder				chart	